





















Kilmington Primary School – English Writing Sequences

Year Group 1/2 Year A												
	Autumn 1		Autumn 2		Spring 1		Spring 2		Summer 1		Summer 2	
Babcock Teaching Sequences (two per half term)	Little Red Riding Hood by Ed Byan (fiction) 	The Disgusting Sandwich by Gareth Edwards (fiction) 	Penguins by Emily Bone (non-fiction) 	John Lewis Advert – Man on the Moon (fiction) 	How to Wash a Woolly Mammoth by Michelle Robinson (narrative non-fiction/instructions) 	Outdoor Wonderland by Josie Jeffery (non-fiction) 	Traction Man by Mini Grey (fiction) 	Cross curricular writing about History topic - Kings, Queens and Castles (non-fiction)	How to Hide a Lion at School by Helen Stephens (fiction) 	A First Poetry Book by Pie Corbett and Gaby Morgan (poetry) 	Cross curricular writing about History topic - The Great Fire of London (non-fiction)	Stella and the Seagull by Georgina Stevens (fiction/non-fiction) 
Independent purposeful writing outcomes (Special Topic or Science writing tasks)	To write own version of Little Red Riding Hood.	To write own story using the pattern of the text.	To research polar animal and write report.	To write a sequence of sentences to tell the story of the man on the moon.	To write a set of instructions (plus an introduction to engage the reader at the beginning).	To write a page for an information book, that contains a set of instructions.	To write a story in a sequence of present tense sentences.	To write non-fiction text in connection with learning in History.	To write own story about how to hide an animal somewhere.	To perform and write a poem using models, showing word choice for effect and rhythm appropriate to a particular poem.	To write non-fiction text in connection with learning in History.	To write a letter asking for help on an environmental issue.
Grammar and punctuation	Leave spaces between words Use capital letters and full stops correctly Use question	Expanded noun phrases Inverted commas for direct speech Range of sentence construction	Use capital letters and full stops Use present tense verb Write in full sentences	Correct use of capital letters and full stops Noun phrases Careful verb choices	Write in sentences (commands) using the imperative Set instructions out in correct order, using steps Use statements, questions and exclamations to engage the reader	Set of instructions to include introduction plus extra information for the reader Use subordinating conjunctions	Maintain story voice and character Story development – clear setting, character and action	Paragraphs Capital letters for names and countries	Write statements and questions and punctuate correctly Use conjunctions to link ideas together	Expanded noun phrases for description. Noun, noun phrase, verb Hyphens Rhyme, rhythm,	Paragraphs Capital letters for names Well-chosen vocabulary for impact eg. describe	Use correct punctuation - capital letters, full stops and question marks Write multiclaue sentences

Kilmington Primary School – English Writing Sequences













marks and exclamation marks	Begin to use different sentence types – statement, question, command, exclamation	Use adjectives	Write in the past tense	(non-fiction)	Begin some sentences with 'when'	Consider layout of page using non-fiction features such as sub-headings, diagrams, labels, facts	Show the loneliness of the character through carefully chosen vocabulary	to link ideas together	Ensure the page is easy to read by considering the layout and devices to guide the reader	Write in present tense, including present progressive	Use some adjectives to expand nouns	capital letters, full stops and finger spaces	Use precise verbs	simile, alliteration	<i>the raging fire</i>	Use capital letters for names and pronoun I
-----------------------------	---	----------------	-------------------------	---------------	----------------------------------	--	--	------------------------	---	---	-------------------------------------	---	-------------------	----------------------	------------------------	---

Year Group 1/2 Year B												
	Autumn 1		Autumn 2		Spring 1		Spring 2		Summer 1		Summer 2	
Babcock Teaching Sequences (two per half term)	Poetry – list poems such as 10 things found in a Sailor's pocket	WANTED: The Perfect Pet (fiction) 	Oi Frog (rhyming fiction) 	How to Catch Santa by Jean Reagan (narrative non-fiction) 	Stuck by Oliver Jeffers (fiction) 	Amelia Earheart (non-fiction) 	Zim Zam Zoom (poetry) 	Look inside Space (non-fiction) 	Pokemon (fiction) 	Could a Penguin Ride a Bike? (non-fiction) 	Tell Me a Dragon (poetry) 	Cross curricular writing about Geography topic - My Local Area and Mexico (non-fiction)
Independent purposeful writing outcomes	To write a list poem entitled – '10 things found in a	To write a simple story about a child who wants	To write own story based on 'Oi Frog!'	To write: a letter	To write a simple narrative based on the	To write a sequential biography about a famous	To perform and write own Kenning poem based	To write a double page spread of information which includes an	To write a story about 2 characters meeting	To write a page for a book about an animal of their choice	To make a tell me a dragon book.	To write non-fiction text in connection with





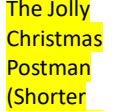








Kilmington Primary School – English Writing Sequences

(Special Topic or Science writing tasks)	<i>pirate's chest.'</i>	something but ends up with something different.		questions for Santa instructions/advice for how to catch him	structure of 'Stuck'.with items being thrown up getting larger and more ridiculous as story progresses.	person they know (eg Florence Nightingale (link to History topic on healthcare).	on a model from the text.	introduction, a flap with sentences providing further information and a flap which poses and answers a question.	for the first time - with own made-up characters (based on when Ash and Pikachu met).	(in the style of the book)		learning in Geography.
Grammar and punctuation	Understand and use nouns and adjectives Set out the poem as a list Writing on the line	Leave spaces between words Write simple sentences with capital letters and full stops Use adjectives to add information Include relevant information Write list sentences that are correctly punctuated with commas	Show direct speech with inverted commas Use rhyming pairs	use a capital letter for names of people, places, the days of the week, and the personal pronoun 'I' statement, question, exclamation, command expanded noun phrases subordination (<i>when, if, that, because</i>) and coordination (<i>or, and, but</i>)	Show disbelief through use of exclamation marks Write consistently in past tense Join clauses using: In order to, when, and, but Use adverbs ending in <i>-ly</i> such as <i>really, unbelievably and incredibly.</i>	Past tense verbs (spelling) Capital letters – beginning of sentences and names Link ideas with subordination Proof reading finished work to check spelling, grammar and punctuation	Recite poem by heart Create own poetry composition based on one of the poems from the text (Kenning) Use appropriate vocabulary to fit the subject Use rhyming vocabulary	Join words and clauses/sentences using <i>and</i> Write statements and questions Punctuate with capital letters, full stops, question marks and exclamation marks	Direct speech with inverted commas Describe a made-up Pokémon character (include a simile)	Generate questions about an animal Answer the questions using a range of sentence types – simple, compound, complex Punctuate sentences accurately Use font and layout to communicate meaning	Write a series of sentences to describe a dragon. Use sentence patterns from the text Vary sentence types Use appropriate vocabulary to show differences between dragons Expand nouns with adjectives	Use vocabulary of comparison such as: Unlike.... Whereas But Capital letters for counties

Kilmington Primary School – English Writing Sequences

Year Group 3/4												
Year A												
	Autumn 1		Autumn 2		Spring 1		Spring 2		Summer 1		Summer 2	
Book Writes Teaching Sequences (two per half term)	Journey – wordless fiction 	Carry me Away – poetry 	Science in a Flash – Rocks 	How Santa Really Works - Fiction/Non-Fiction 	A river – Poetry 	Escape from Pompeii – fiction 	Anthology of Intriguing Animals (non-fiction) 	Cyber Kicks (Literacy Shed video unit) – fiction  River of Reading	Cinderella of the Nile – Fiction 	13 Words – Fiction 	Ancient Egypt – non-fiction (Egyptology) 	Whole School Performance – Drama 
Independent purposeful writing outcomes (Special Topic or Science writing tasks)	Setting descriptions. Plan and write part of the story.	Write a poem about a chosen animal using some of the poetical devices explored	To write their own version of two of the pages in the book (Sedimentary Rocks, What is a fossil?)	To write an explanatory text about an imaginary object/process, organising the layout on a double-page spread and including a diagram	To write about a journey through different landscapes.	Writing a summary. Writing predictions. Retell the story	Write an information text about animals.	Plan and write a persuasive advertisement. Complete a River of Reading based on their own experiences.	To write a new version of Cinderella	To produce your own story based on 13 random words (Ideally, present as a short picture book)	Create a non-chronological report for Ancient Egypt. Link to history topic.	To write their own version of the story/ a speech to be read aloud.
Grammar and punctuation	Conjunctions. Adjectives. Expanded noun phrases.	Paragraphs to group material and organise. Headings and subheadings. Nouns and pronouns. Cohesion.	Prepositions and prepositional phrases. Adverbial phrases. Sentence constructions and multi clause sentences. Verbs.	Pronouns. Complex sentences – cause and effect.	Fronted adverbials. Setting descriptions. Possessive apostrophe.	Apostrophes for possession. Punctuating direct speech. Subordinate clauses. Homophones.	Extending range of sentences with a wider range of conjunctions. Express time, place and cause. Pronouns. Apostrophes Paragraphing and headings.	Alliteration and rhyme. Objective and subjective language. Questions. Conjunctions. Persuasive language.	Year 3: present perfect, conjunction, adverbs and prepositions. Year 4: paragraphs and fronted adverbials. Speech	Multi-clause sentences Time and place conjunctions. Time, place, cause prepositions. Direct speech.	Headings and subheadings. Paragraphing. Inserting photographs from the internet. Typed on computers.	Speeches – powerful vocabulary. Performance skills. Learning words by heart.

Kilmington Primary School – English Writing Sequences

Year Group 3/4 Year B												
	Autumn 1		Autumn 2		Spring 1		Spring 2		Summer 1		Summer 2	
Book Writes Teaching Sequences (two per half term)	Flotsam – Wordless book fiction 	Beachcomber - poetry 	Non-chronological report: Ancient Greece The Journey – Rhyming fiction 	The Day the Crayons Quit – fiction  The Jolly Christmas Postman (Shorter Christmas Unit) 	How to Invent – Non-fiction (Newspaper reports) 	Arthur and the Golden Rope – Fiction 	Meerkat Mail – Fiction 	Fantastically Great Women who Changed the World – Non-fiction (diary entries) 	The Windmill Farmer (Poetry – Literacy shed) 	Myth Atlas – Fiction (Romans) 	Dare to care Pet Dragon – non-fiction (instructions) 	Whole School Performance – Drama Macbeth Fiction 
Independent purposeful writing outcomes (Special Topic or Science writing tasks)	Write a section of the story. Re-count.	Write their own poem related to a collection.	Write a non-chronological report. Link to History topic.	Write two letters about objects which have 'quit'. Write formal letters.	Write a newspaper report about the invention of the ice lolly.	Write a quest story.	To write a book based on a voyage and return plot pattern.	To create a diary entry based on the biographical information.	To write a metaphor and personification poem	To write a myth based on one of the characters from one of the cultures in the book	To write own page(s) of advice on looking after a creature or object (real, or fantasy).	To write their own version of the story/ a speech to be read aloud.
Grammar and punctuation	Adjectives and descriptive writing. Speech. Paragraphing	Verses. Expanded noun phrases. Prepositional phrases.	Subheadings. Paragraphing Basic punctuation.	Adjectives. Verbs. Prepositional phrases. Conjunctions Dictionary skills	Adverbials – time, place, cause. Prepositions - time place cause. Fronted adverbials, commas.	Adverbials, speech punctuation, present perfect, conjunctions and possessive apostrophes	Possessive apostrophes (singular and plural), present perfect, proof reading and compound sentences,	Expanded noun phrases, adverbials of time and place, prepositions, paragraphs (headings and sub headings)	Possessive apostrophes Metaphor Simile Performance skills	Multiclaue sentences A range of conjunctions Adverbials	Multiclaue sentences Fronted Adverbials, including commas.	Speeches – powerful vocabulary. Performance skills. Learning words by heart.

Kilmington Primary School – English Writing Sequences

Year Group 5/6 Year A												
	Autumn 1		Autumn 2		Spring 1		Spring 2		Summer 1		Summer 2	
Babcock Teaching Sequences (two per half term)	Curse of the Maya by Pearce & Longfragon.	Topic / Science linked writing	14 Wolves by Catherine Barr	Women in Science by Rachel Igotofsky (LW)	Wonderby RJ Palacio	Narrative with dialogue	Is this a poem? By Roger Stevens	Topic / Science linked writing	Flood by Alvaro F Villa.	Topic /Science linked writing	Incredible Edibles by Stefan Gates (LW)	Beowulf by M. Morpurgo.
Independent purposeful writing outcomes (Special Topic or Science writing tasks)	Write a descriptive letter from one of the characters about arriving in Guatamala.	Non-chronological report linked with history topic: The decline of Maya Civilisation.	Write a first person recount (diary) in the role of a wolf.	Write a biography about a well known person of choice.	Write an emotive speech in the role of August (main character)	Write a short narrative linked to Wonder involving at least 3 characters.	Write a poem based on their own interest or guided by topic.	Write a persuasive travel guide to one or two USA states.	Write an atmospheric narrative based on a section from the story.	Non-chronological report: The journey of a river.	Write instructions and explanation based on their own revolting recipe.	Write a narrative about overcoming a monster.
Grammar and punctuation	Expanded noun phrases. Cohesive devices. Figurative language. Selecting the right vocabulary. Use semi-colons, dashes and colons to mark independent clauses.	Passive voice. Relative clauses. Layout. Cohesion within paragraphs. Modal verbs and adverbs of possibility	Layout using images. Cohesive devices within and across paragraphs. Expanded noun phrases that impact the reader.	Adverbials. Punctuation for parenthesis. Multi- clause sentences. Hyphens Presentation and layout	Cohesion within and across paragraphs. Use of emotive language (rhetorical questions, powerful vocab) Relative clause structure. Formal and informal language. Verb tenses including subjunctive.	Dialogue punctuation. Awareness of reader.	Understanding how punctuation can affect meaning. Exploring range of figurative language.	Use a range of clause structures. Expanded noun phrases. Synonyms and antonym. Semi-colons, dashes and colons to mark independent clauses.	Passive verbs. Expanded noun phrases Relative. Clauses. Commas to clarify meaning Hyphens to avoid ambiguity	Passive voice. Layout. Cohesion within paragraphs.	Recognise formality and informality. Commas to clarify meaning. Parenthesis. Semi-colons, dashes and colons to mark independent clauses. Linking ideas using adverbials. Layout devices. Colons & bullet points	Expanded noun phrases. Semi-colons, dashes and colons to mark independent clauses. Cohesive devices.

